

[Back to Finder](#)

Christel House Academy West (5871)

Grades Served: Kindergarten - Grade 8

[About the school](#)
[Performance](#)
[Educators](#)
[Finances](#)
[Environment](#)
[Add to Compare](#)

Notice on 2019-2020 School Year Data

Due to the widespread impact of COVID-19, the US Department of Education granted Indiana a waiver from annual assessment and accountability requirements for the 2019-2020 school year. Information available on this site reflects assessment and accountability determinations from the 2018-2019 school year.


Student Achievement Data source: 2018-2019 school year

Student Achievement includes both student proficiency and student participation. Student proficiency measures whether students have met or exceeded grade-level standards and expectations. Student participation measures whether students took part in and completed the statewide assessments. Only students who spend most of the school year enrolled in the school are included when reporting the performance of students.


How did students in this school perform on the statewide assessments?

Student proficiency measures whether students met or exceeded grade-level standards and expectations.


English/Language Arts Proficiency



Mathematics Proficiency



Science Proficiency



Social Studies Proficiency



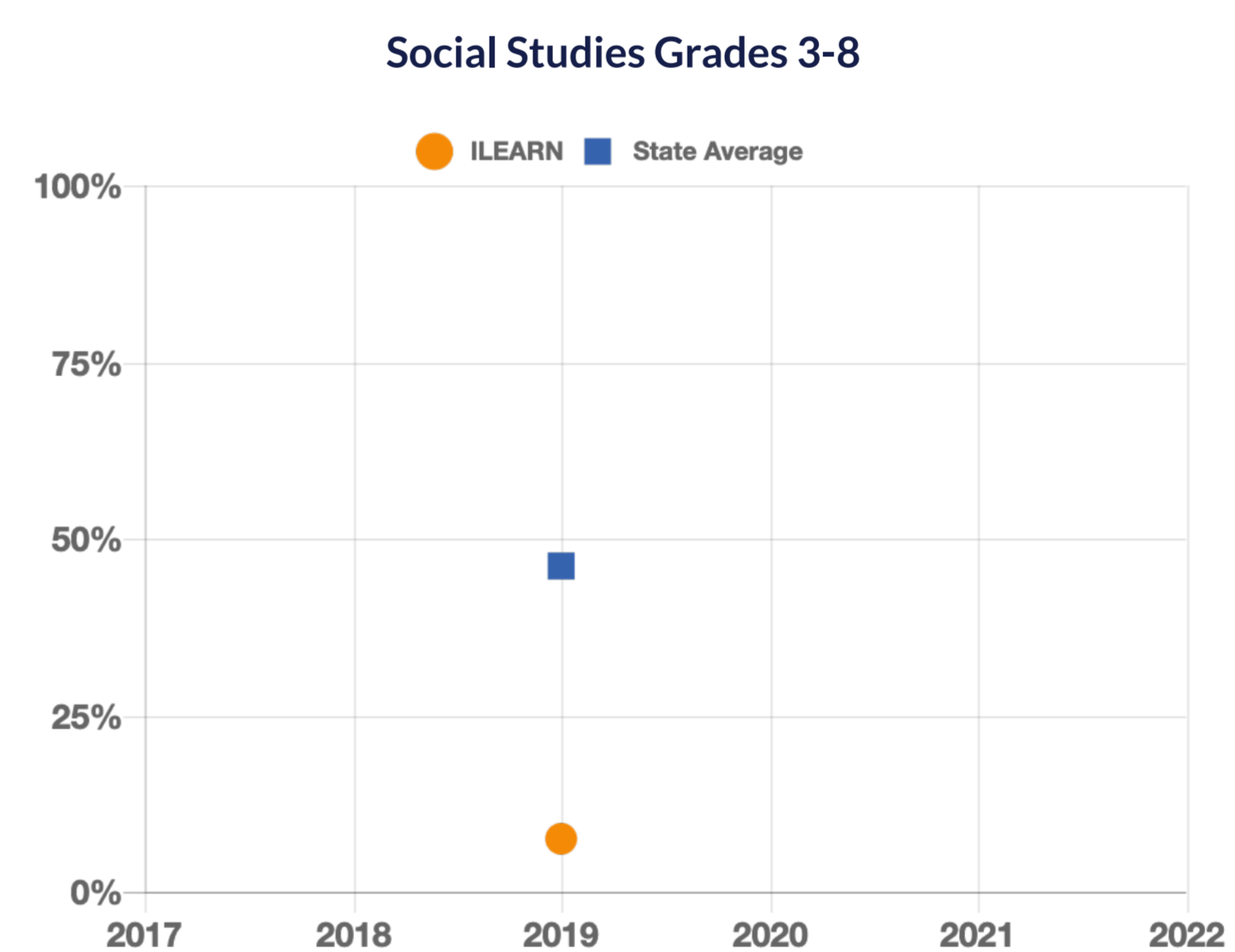
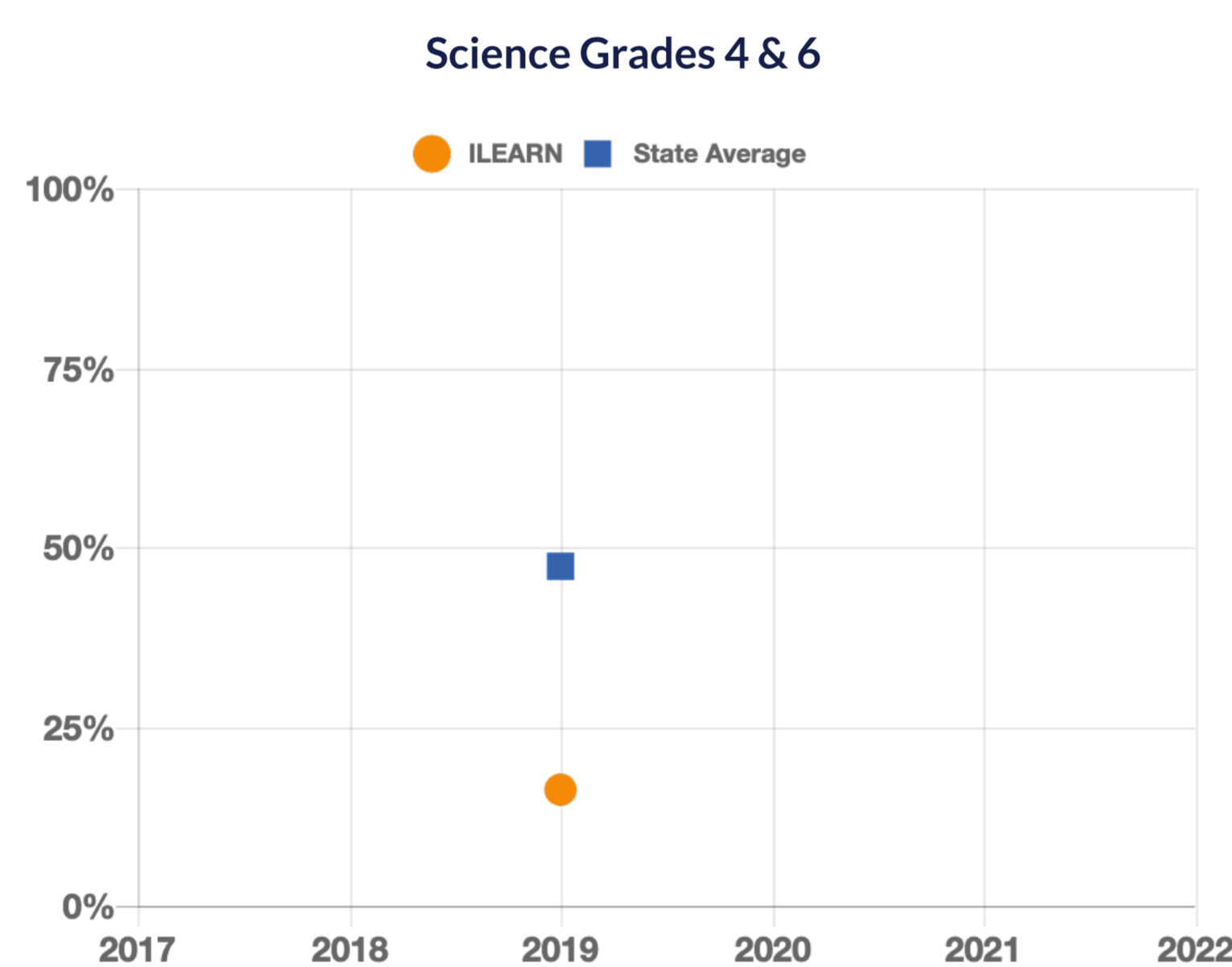
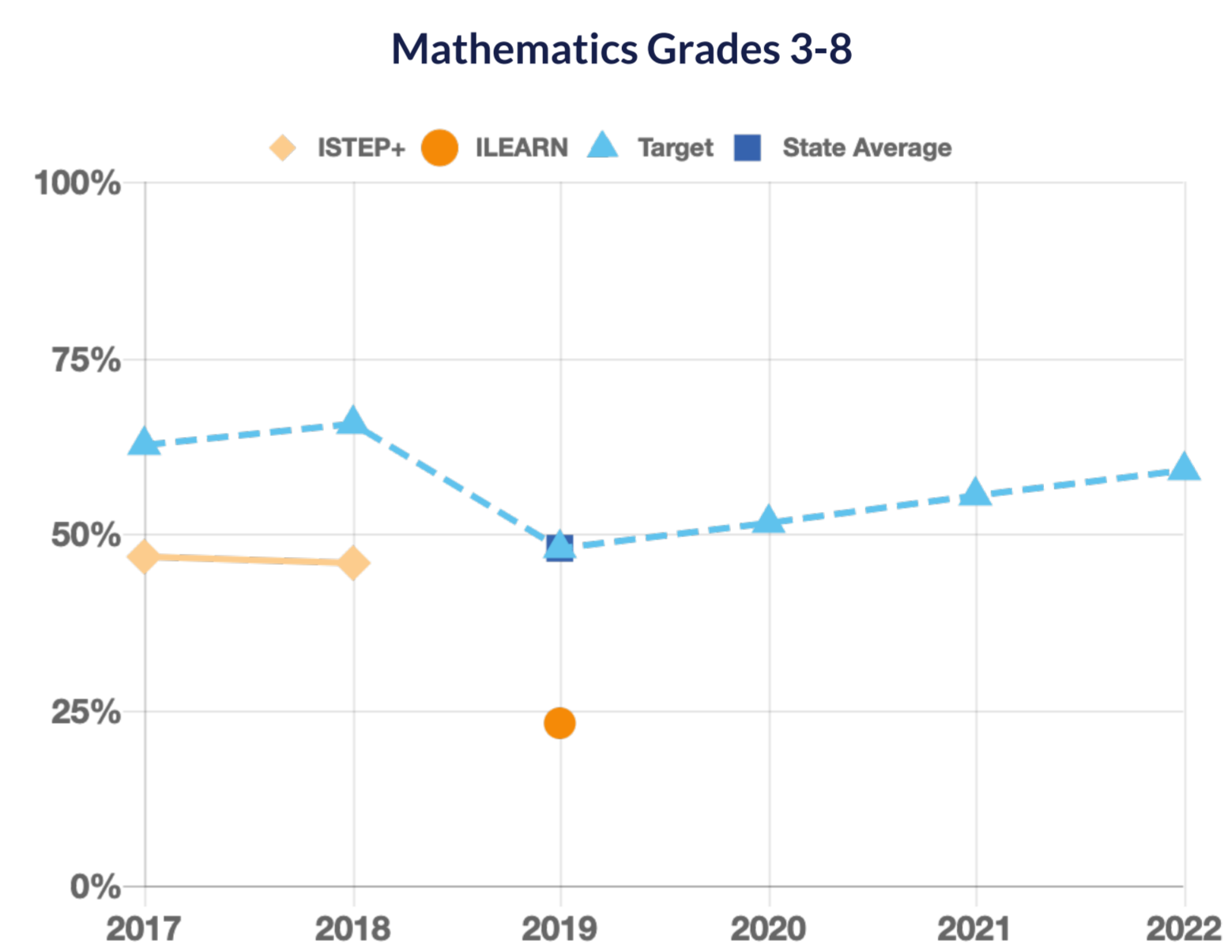
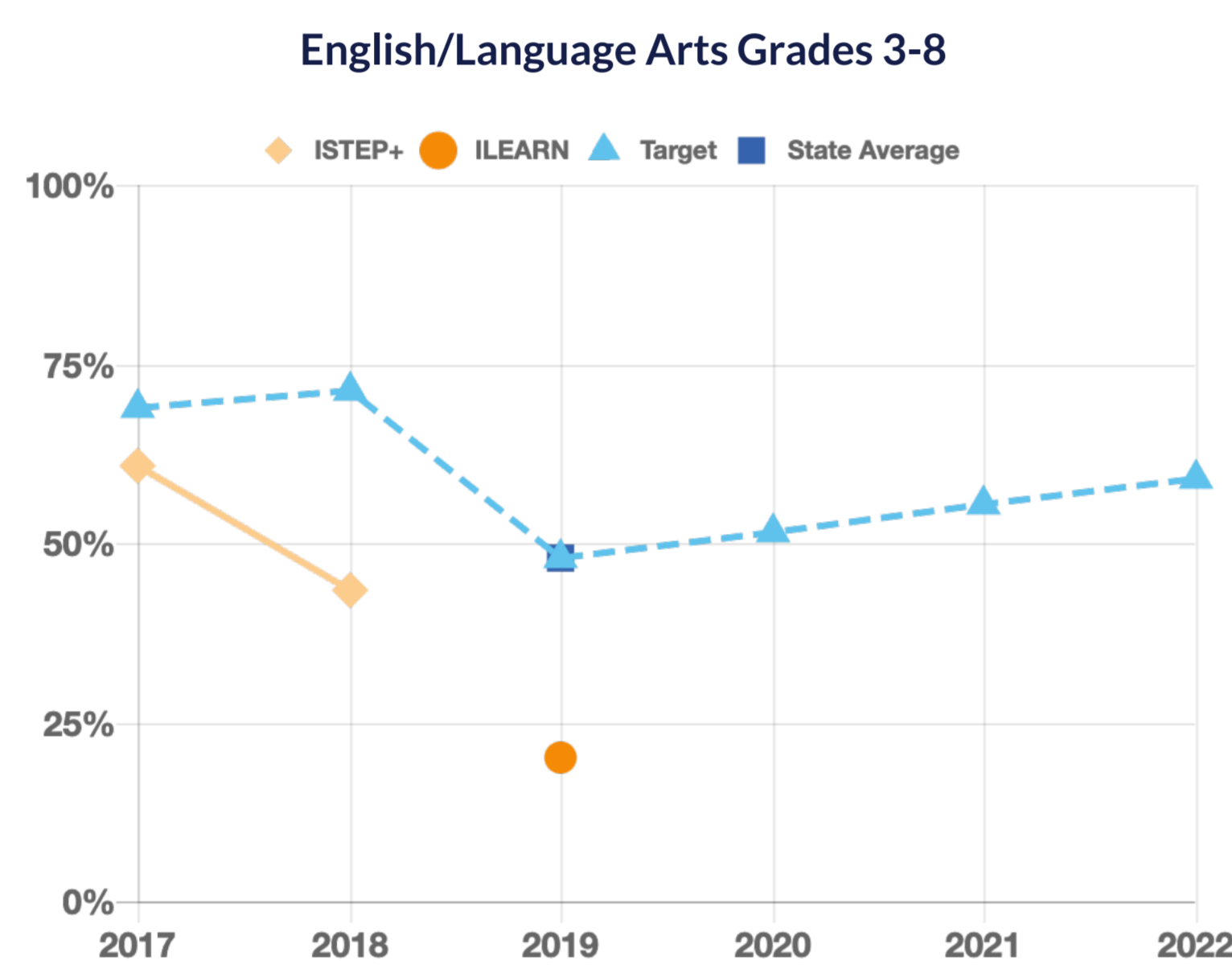
Reading Proficiency



How are students in this school performing compared to the state's interim targets for English/Language Arts and Mathematics proficiency?

Interim targets indicate expected annual progress needed to achieve the state's long-term goals for proficiency.

Student Groups
Overall



What levels of proficiency are students in this school demonstrating?

Levels with a green dot indicate passing scores demonstrating successful achievement of grade-level standards and expectations.

● Passing Scores

ILEARN Performance

	Below Proficiency	Approaching Proficiency	● At Proficiency	● Above Proficiency
English/Language Arts Grades 3-8	51.1%	28.9%	15.8%	4.2%
Mathematics Grades 3-8	48.9%	27.9%	20.0%	3.2%
Science Grades 4 & 6	57.0%	26.7%	15.1%	1.2%
Social Studies Grade 5	73.6%	18.9%	7.5%	0.0%

What are the participation rates in this school on the statewide assessments?

Student participation measures whether students took part in and completed the statewide assessments.

English/Language Arts Participation



Mathematics Participation



Science Participation



Learn more about student performance on the national assessment of educational progress. <https://nces.ed.gov/nationsreportcard/>

Learn more about preschool students in Indiana. <http://www.elacindiana.org/data/elac-annual-report-interactive-dashboard/>